



# District and Club database

## Release Note - DACdb Mobile

### Summary – DACdb Mobile – Updated with Bookmark Links

#### *DACdb now has a dedicated mobile website!*

This new site has been specially designed to run on a smartphone (iPhone, Androids, Blackberry, etc.). While it will run on a normal web browser on your iPad/tablet or PC, the experience has been tailored for smartphones. The DACdb Mobile website is not a clone of, or a replacement for, the main DACdb website. It is a *compliment* to the main site - allowing users to quickly get information from the database when they are away from their computers.

Most of the functionality is read-only - if you want to edit your member record, register for events or send Pmails, you still need to use the main DACdb website.



DACdb Mobile can be reached directly at the URL: [m.dacdb.com](http://m.dacdb.com)

–or- [www.DACdb.com](http://www.DACdb.com) using your SmartPhone's browser, as it is redirected to [m.dacdb.com](http://m.dacdb.com).

### Overview

DACdb Mobile uses the same login name and password as you use on the main DACdb site. Changing your login credentials on DaCdb, also means you must use the new credentials on the mobile site. Once logged in, a clean smartphone-optimized interface is displayed, allowing users to quickly drill down to information on their Club, District, Their Own Data, and to administer their mobile experience. Each area will be discussed in more detail below.

The interface supports standard touch-screen inputs such as Tapping and Swiping. Of course, you can also use a stylus, or even a mouse if you decided to use the mobile site from a computer.

Most pages will have a **Back** and **Home** button at the top in the header area. You may use these buttons to navigate back a page, or quickly jump back to the Home Screen.



Example of the Back and Home buttons

The user interface can be "Themed" in several different color schemes depending on your taste. The default color scheme is called "a" and is black. In the screenshots in this document a different color Theme was chosen: "b". Color Themes will be discussed later in this document.

Screenshots in this document were taken on an iPhone 3Gs running iOS version 4.3.1.



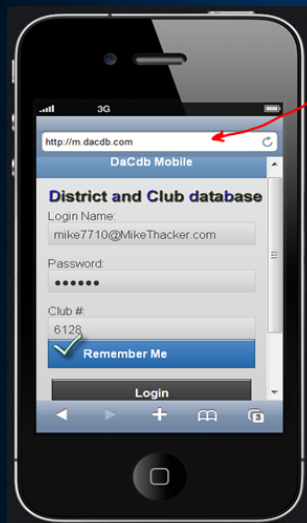
# District and Club database

## Release Note - DACdb Mobile

Creating **ICON Shortcut** on HOME Screen:

1). You can **GOGGLE** instructions to: **CREATE SHORTCUT** for **iPHONE** -or- **DROID**; and the **iPHONE** will prompt you the first time, to **ADD** the **DACdb** **ICON** to the screen.

## m.DACdb.com in browser



**TOUCH on YOUR Browser ICON:**

**iPHONE = Safari ICON**

Google: **iPHONE** create shortcut



**DROID = Browser ICON**

Google: **DROID** create shortcut



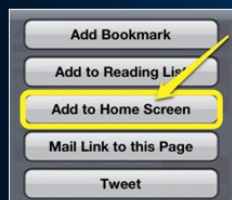
## m.DACdb.com - LOG IN



2. **Keyin** **User Name** and **Password** and **“check”** **REMEMBER ME**



3. **Add** this **“DACdb”** page to **APPs**



4. on the **HOME** Screen **BEFORE** you **LOGIN**



# District and Club database

## Release Note - DACdb Mobile

### Login

You can login to DACdb Mobile with the same username and password you use on the main DACdb site.

The club number is optional for levels 1-4, and is a required entry for level-5+ security levels. Leave the field blank if you are not entering it.

T-Mobile H 12:56 PM 88%

DaCdb Mobile

**District and Club database**

Login Name:

Password:

Club #:

Remember Me

Login

### Home Screen

The Home Screen is the first screen you will see once logged in to DACdb Mobile. From this screen you can easily access all the features of the mobile website.

The first button is "Find Member" - this will allow you to quickly search your district for members by Name, Business or Email address.

There are expandable menu items (denoted with a "+") for MyClub, District, MyData and Admin. Simply tapping on each menu will expand it, displaying its sub-options.

The final button on the Home Screen is the Logout button.

Each section is covered in more detail below.





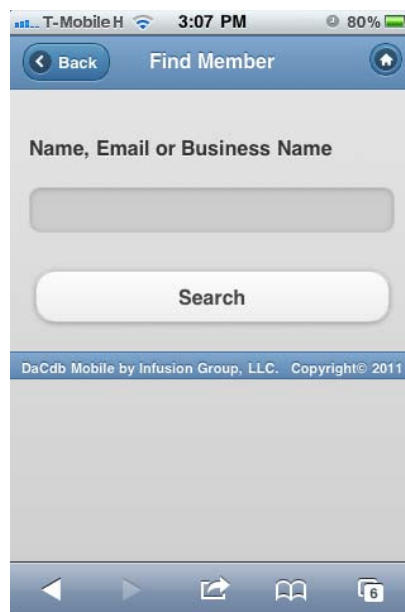
# District and Club database

## Release Note - DACdb Mobile

### Find Member

On the Find Member screen you can type in a partial Name, Business Name, or Email address of any user in your District to quickly and easily find them. You can then tap on their name and go directly to their profile.

The system will return up to 10 records based on the search criteria entered.



### MyClub

Expanding the MyClub menu on the Home Screen reveals numerous sub-menu items. Most are self-explanatory and function in the same way.

The MyClub Menu items at launch are:

- Leadership
- Information
- Committees
- Members
- Events
- Story
- Birthdays
- Spouse Birthdays
- Anniversaries





# District and Club database

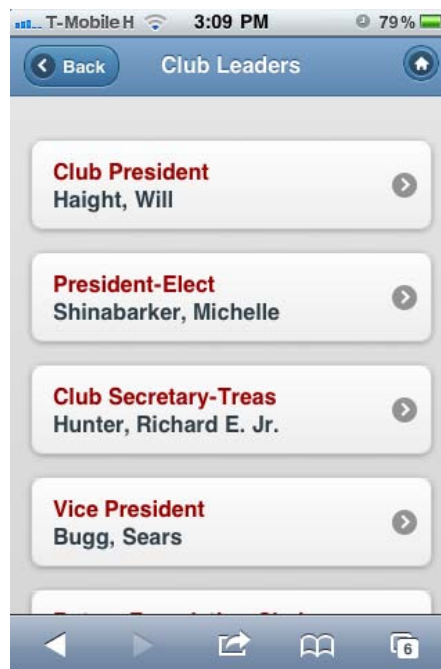
## Release Note - DACdb Mobile

### Leadership

As an example of one of the MyClub items, we will look at Leadership.

When the Leadership sub-menu item is click, your club's leadership will be displayed. The club leaders are displayed in the same order as they are on the View Club page on the main DACdb website.

You can click on the each of the Club Leaders to view their profile.



### District

Expanding the District menu on the Home Screen reveals numerous sub-menu items. Most are self-explanatory and function in the same way.

The District Menu items at launch are:

- Committees
- Events
- Story
- Birthdays
- Spouse Birthdays
- Anniversaries





# District and Club database

## Release Note - DACdb Mobile

### MyData

Expanding the MyData menu on the Home Screen reveals numerous sub-menu items. Most are self-explanatory and function in the same way.

The MyData Menu items at launch are:

- Your Username (the user's name is displayed)
- My Attendance
- Record a Makeup



### Your Username (Your Profile)

The first sub-menu item under MyData is a link to your profile. The button name is actually your username - so will differ for every user.

To view your profile, simply tap on the button with your username.

Every member has the same profile view.

From the member profile screen you may:

- See general information on the member
- Tap on a member's email address to email them (note: this is email from your phone's email client - not Pmail)
- Tap on one of the member's phone numbers to call them right from your smartphone.





# District and Club database

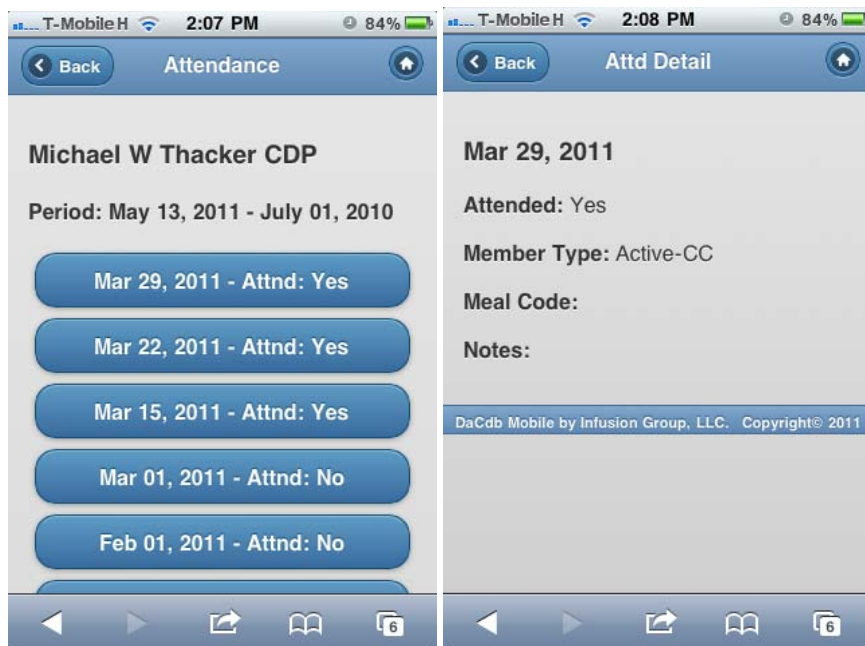
## Release Note - DACdb Mobile

### My Attendance

If you use the Premium Club module, you may view your attendance records since the beginning of the Org Year.

Clicking on a particular meeting date will display details about your attendance at that meeting, such as:

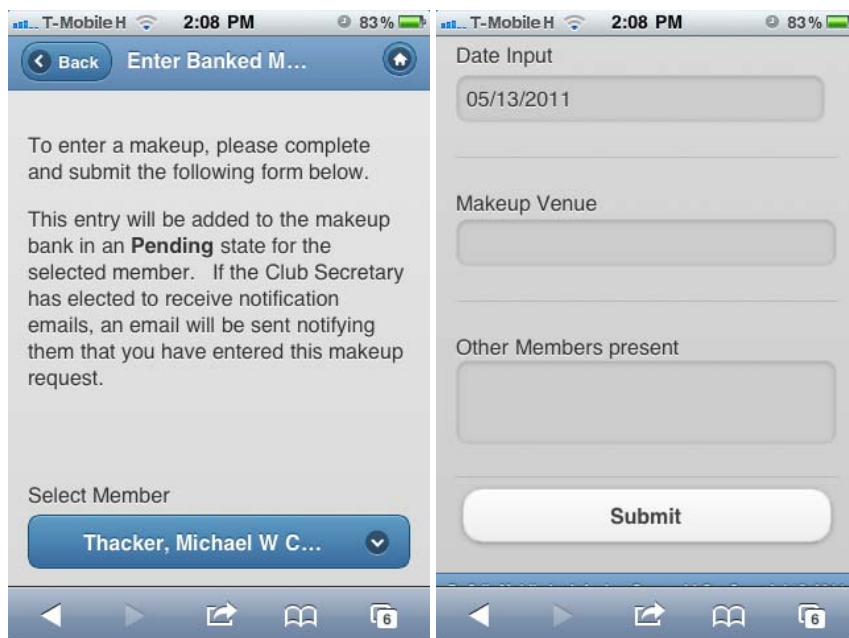
- Whether you attended or not
- Your Member Type at the time of the meeting
- Your Meal Code
- Any Notes



### Record a Makeup

If you use the Premium Club module, you may record a Makeup right from DACdb Mobile.

If you are a sec lvl-3+ user, you may enter Make-ups for other members of your club.





# District and Club database

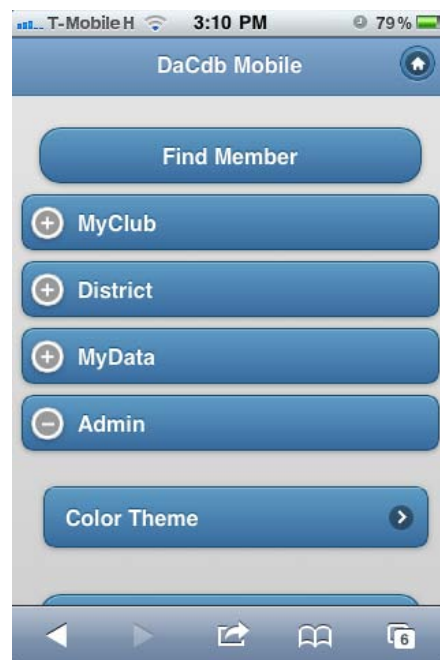
## Release Note - DACdb Mobile

### Admin

Expanding the Admin menu on the Home Screen reveals one sub-menu item.

The Admin Menu item at launch is:

- Color Theme. This allows you to change the color of this mobile site.



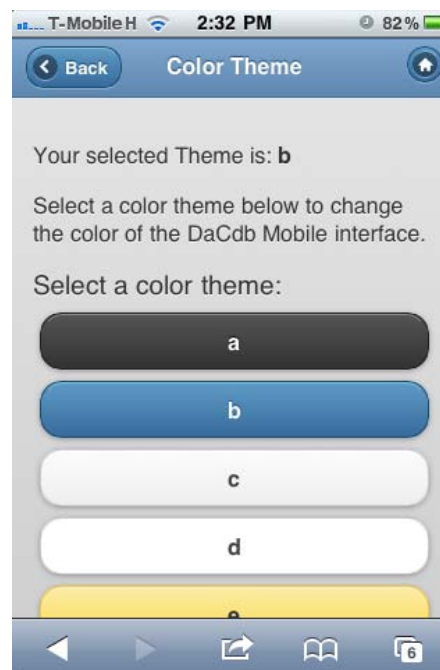
### Color Theme

At launch, the only item under the Admin menu is Color Theme.

If you want to change the DACdb Mobile interface Theme to a different color scheme, you can do so here with two taps.

1. Tap the button of the Color Theme you would like to use (a, b, c, d, or e).
  - If you tapped a Color Theme different than the one you were using, you will see the background and header instantly change color. Your Theme has been changed.
2. Just tap the Home button in the upper right corner to go back to the Home Screen and enjoy your new Color Theme.

Color themes are saved in a cookie, so your Color Theme will be saved between sessions on DACdb Mobile.





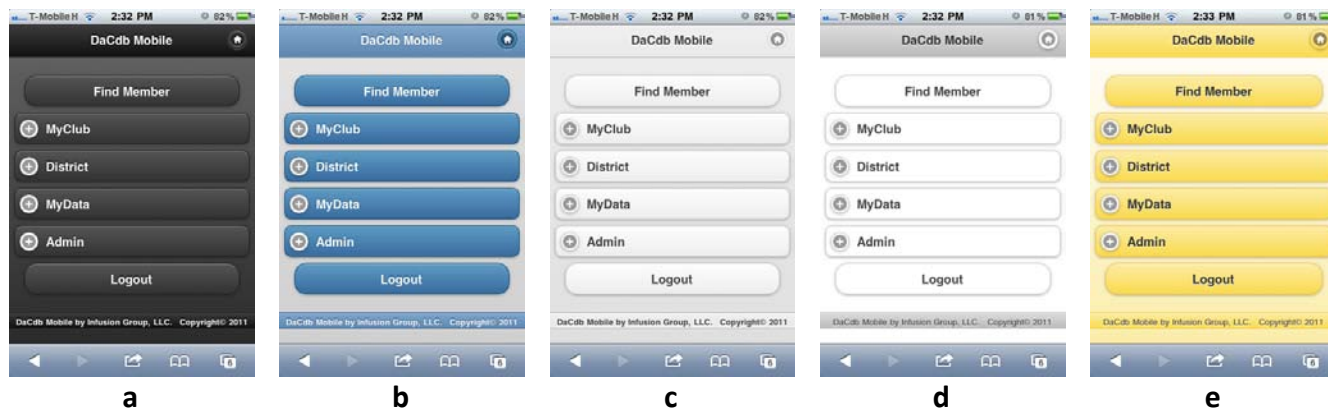


# District and Club database

## Release Note - DACdb Mobile

Examples of each Color Theme are shown below.

### Examples of all Color Themes



### Target Devices

DACdb Mobile uses a mobile framework technology that runs across all popular smartphone and tablet platforms. Also, as you might expect, the same URL can be accessed from your iPad, Zoom, Playbook or even your PC. Your experience will vary greatly based on each of the devices. Over time, we will also add enhancements to the site to take advantage of tablet resolution, but for now, the target platforms are mobile phones with constrained screen resolutions. For more information, see the *Mobile Graded Browser Support* at the end of this document.

### Bookmark/Favorites

DACdb mobile is not a native phone app, it is a web application. Thus, to get an ICON on your list of applications a bookmark or favorite short-cut must be created. Of course the approach to doing so is different for each device. Thank you D-6150 Sam Hummelstein.

How to Bookmark a Web Site on popular mobile devices:

**Iphone:** <http://www.dummies.com/how-to/content/how-to-bookmark-web-sites-on-your-iphone.html>

**Android:** <http://philwilson.org/blog/2010/01/adding-a-bookmark-to-an-android-home-screen>

**Blackberry:** <http://its.uncg.edu/Telephone/Staff/BlackBerry/FAQ/#bookmark>

**Win Phone 7:** <http://www.microsoft.com/windowsphone/en-us/howto/wp7/web/favorites-and-history-in-internet-explorer.aspx>



# **District and Club database**

**Release Note - DACdb Mobile**



# District and Club database

## Release Note - DACdb Mobile

---

### Suggestions

DACdb Mobile is brand new. Over time we will be adding more functionality as we evaluate user requests. We welcome your ideas and comments. If you have some ideas that you think would enhance the overall system, please let us know. If you see some areas where things can be improved – we really want to know those as soon as possible.



# District and Club database

## Release Note - DACdb Mobile

### Mobile Graded Browser Support

In mobile development there are more engines, on more platforms, with more active versions of the browsers than the typical desktop environment. The technology framework is looking to support all "A" grade browsers.

Platform	Version	Native	Opera Mobile				Opera Mini		Fennec		Ozone	Netfront	Phonegap
			8.5	8.65	9.5	10.0	4.0	5.0	1.0	1.1	0.9	4.0	0.9
iOS	<a href="#">v2.2.1</a>	B											A
	<a href="#">v3.1.3, v3.2</a>	A						A					A
	<a href="#">v4.0</a>	A						A					A
Symbian S60	<a href="#">v3.1, v3.2</a>	C	C	C		B	C	B			C	C	
	<a href="#">v5.0</a>	A	C	C		A	C	A					A
Symbian UIQ	<a href="#">v3.0, v3.1</a>			C							C		
	<a href="#">v3.2</a>				C						C		
Symbian Platform	<a href="#">3.0</a>	A											
BlackBerry OS	<a href="#">v4.5</a>	C					C	C					
	<a href="#">v4.6, v4.7</a>	C					C	B					C
	<a href="#">v5.0</a>	B					C	A					A
	<a href="#">v6.0</a>	A						A					A
Android	<a href="#">v1.5, v1.6</a>	A											A
	<a href="#">v2.1</a>	A											A
	<a href="#">v2.2</a>	A				A		C		A			A
Windows Mobile	<a href="#">v6.1</a>	C	C	C	C	B	C	B				C	
	<a href="#">v6.5.1</a>	C	C	C	A	A	C	A					
	<a href="#">v7.0</a>	A				A	C	A					
webOS	<a href="#">1.4.1</a>	A											A
bada	<a href="#">1.0</a>	A											
Maemo	5.0	B				B			C	B			
MeeGo	1.1	A				A				A			



# District and Club database

## Release Note - DACdb Mobile

What do the grades mean? Generally speaking, the grades break down in this manner:

- **A High Quality.** A browser that's capable of, at minimum, utilizing media queries. These browsers will be actively tested against but may not receive the full capabilities of the mobile framework.
- **B Medium Quality.** A capable browser that doesn't have enough market share to warrant day-to-day testing. Bug fixes will still be applied to help these browsers.
- **C Low Quality.** A browser that is not capable of utilizing media queries. They won't be provided any Mobile scripting or CSS (falling back to plain HTML and simple CSS).

The grades are a combination of the browser quality combined with the browser's relevance in the larger mobile market. This means that significant testing will take place against all "A" grade browsers -- ensuring that they work as best as they possibly can. Other grade browsers may still work -- but not as optimally as the "A" grade. And with some older technology mobile devices -- well, it's more or less just hopeless for them. We recommend that you see your local phone provider and upgrade to an "A" grade device level.